

Nursery and Elementary Level Training for teaching Gujarati




Saturday 27th October 2018

Rekhaben Shah



Session 1

Training 4 to 6 year olds

- Developing listening and speaking skills through music and songs
 - Recognising and naming letters of the alphabet and numbers orally
 - Developing simple words and sentences orally
- 

What Should be Taught?

For 4-5 year olds

- Simple rhymes, later use CDs
- Numbers 1-10
- Recognise instructions
- Family relations
- Fruits, Animals, Colours
- Pictures and colouring
- Learning, speaking and recognising the Alphabet
- Forming simple words
- Simple stories
- Team games

For 5-6 year olds

- Songs using CDs
- Writing numbers 1-10
- Simple sums, worksheets on counting
- Parts of the body
- Writing the Alphabet
- Attention to the phonetic sounds word construction
- Daily Routine/ Days of the week
- Classroom Language



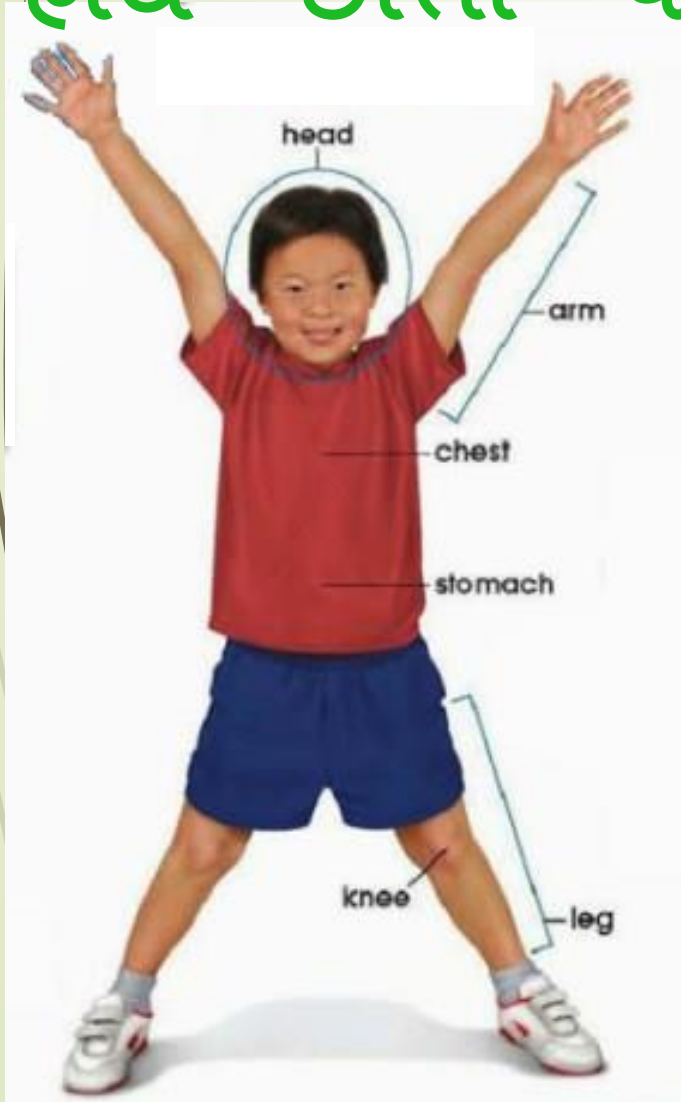
Let's try a warming up exercise!

<http://www.youtube.com/watch?v=Bnr3gmOwzOY>

- Mathu, Khabha, Gothun ane pug, Gothun ane pug
- Aankh ane kaan, modhu ane naak,
- Mathu.....

શરીરનાં અંગ

હાથ છાતી પેટ ગોઠણ પગ માથું



Other parts of the body can also be introduced



આંખ



દાઢી

Developing listening and speaking skills through music and action songs

- Bus na paida gol gol jai, gol gol jai, gol, gol jai
- Taara dhima dhima aavo.....
- Ek jambu, Be jambu, tran jambu khadha.....
- Pata uper gaadi, dode doto kadhi....
- Jambubhai na khetarma.....
- Me ek biladi padi chhe.....
- Chakki ben chakki ben, mari saathe ramva
- Nanu nanu sasl.....

<http://www.youtube.com/watch?v=pPtF4nTsqH8>

બાળગીતો / કવિતા

કાગા રાણા કાગા રાણા.
કાળા કાળા કાગા રાણા.
ડરતા ફરતા કાગા રાણા.
કા કા કરતાં ગાતા ગાણાં.



Recognising and naming letters of the alphabet and numbers oral and written

➡ જ, ક, મ, ળ, ડ, પ, ગ

➡ ઘ, ર, લ, ઇ, ઈ, ચ, ખ

➡ કા, મા, ના, ગા, ખા

➡ આ, ઈ



§





ॐ



Gujarati numbers



ek



be



tranh



chaar



paanch



chha



saat



aath




nav



das





૧ ૨ ૩ ૪ ૫ ૬ ૭ ૮ ૯ ૧૦



२	२	२								
२										
२										












3

3

3

3





8	8									
8										
8										





Developing simple words
and sentences orally

୩



୩୩

ੴ




ਨਮ

੨



੨੫

₹



₹

અ + ા = આ

અ + ે = એ

આ

This

અનાનસ


a pineapple

છે

is

આ

૬૭.



અનાનસ

દરવાજો ખોલ.



open

દરવાજો બંધ કર.



close



દૂધ

પોરેજ

સફરજન

જેન સવારનો નાસ્તો કરે છે.



drink પી

જેક પાણી પીએ છે.

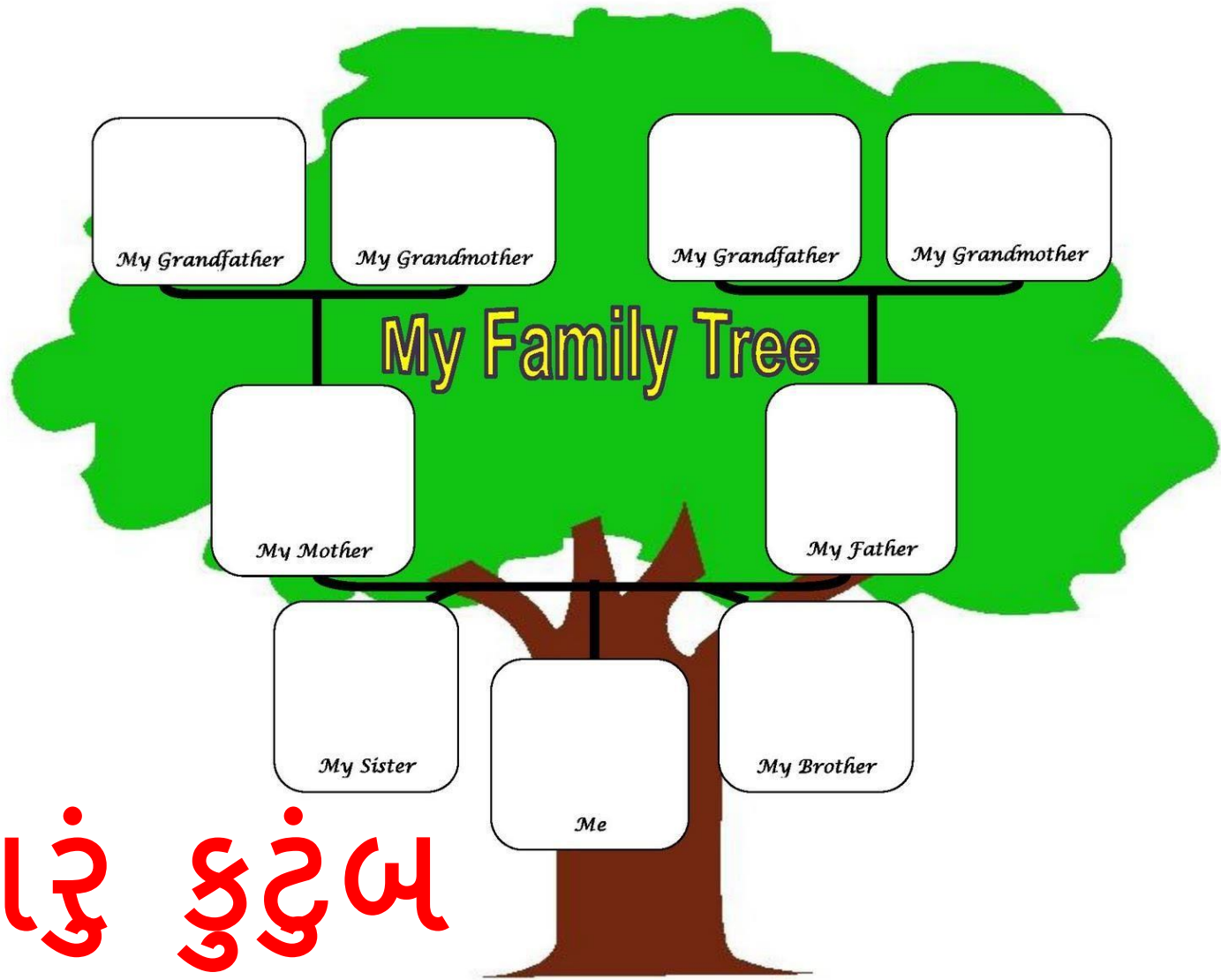


eat ખા

જેન પાઉં ખાય છે.

Family Relations





ਮਲਕੇ ਝੁੰਝ

Daily Routine



સૂઈ જા

go to bed



ઊઠ

wake up



નાહવા જા

take a bath



મોઢું ધો

wash your face





દાંત સાફ કર

brush your teeth





વાળ ઓળ

brush your hair










Festivals e.g Diwali





Colours



Animals

વાઘ



હાથી



હરણ



ગાય




કૂતરો



બિલાડી




અજગર



ખિસકોલી




Colouring and Story Telling



કાચબો

સસલું



CLASSROOM LANGUAGE



Open your book.



Close your book.



Stand up.



Sit down.



Ask.



Answer the questions.



Listen to the teacher.



Draw.



Count.



Write.



Read.



Sing.



Listen.



Say 'Hello'.



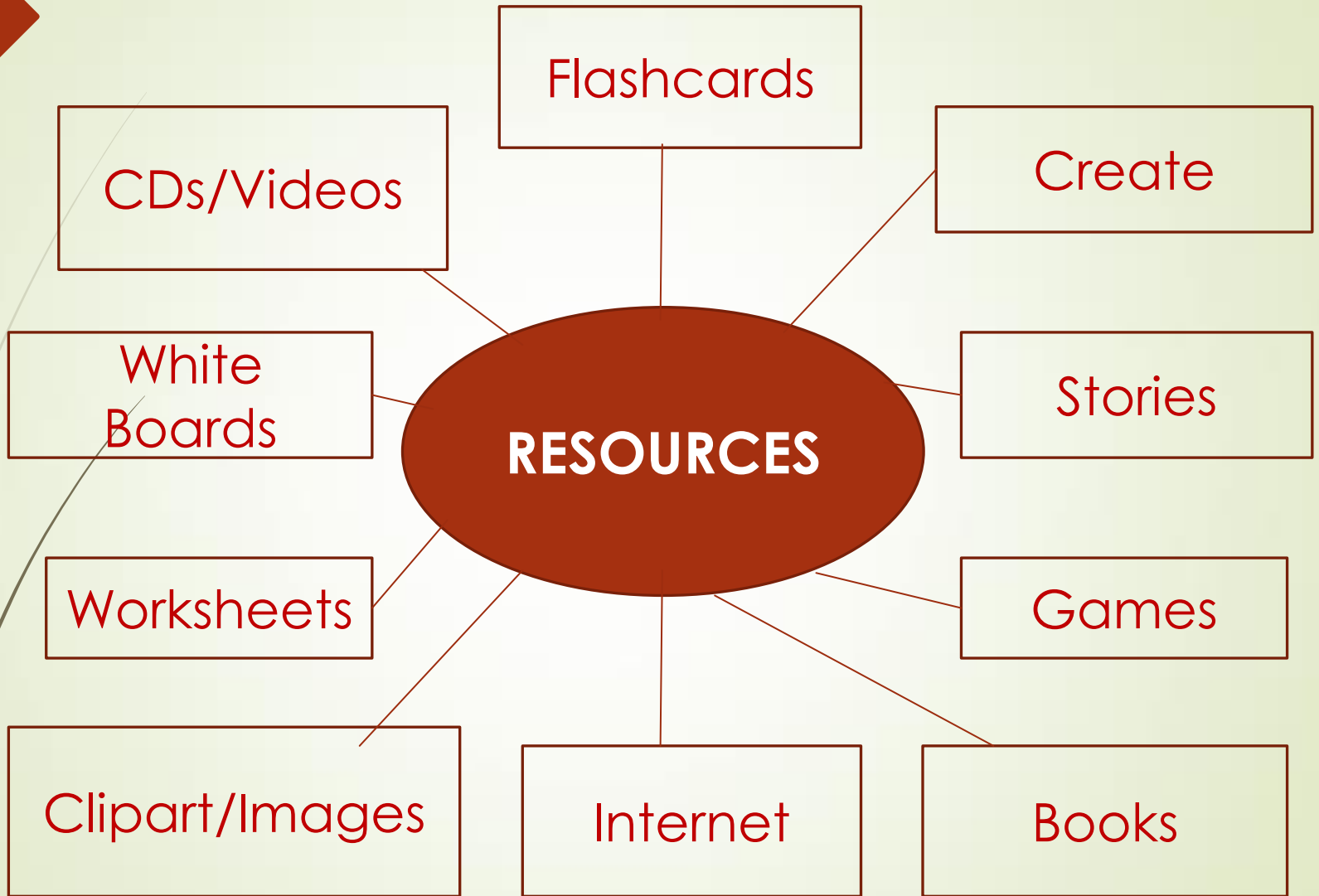
Speak in English.



ਸਾਂਭਣ




ਗੀਤ ਗਾ.





Lesson Planning

- Number of students
 - Helper
 - Age group
 - New words
 - Re-inforce
 - Variation
 - Different resources
- 

Are the Resources
Accurate and Precise?



Successful early learning occurs when both **teachers** and **children** are actively engaged!

