



Training to Primary Level Teachers of Gujarati


Saturday 12th November 2016

Rekhaben Shah



Session 1

Training 4 to 6 year olds

- **Developing listening and speaking skills through music and songs**
 - **Recognising and naming letters of the alphabet and numbers orally**
 - **Developing simple words and sentences orally**
- 



Play,

Learn

and

Grow...

Together!



**Developing listening and
speaking skills through
music and songs**

Action Songs

- Bus na paida gol gol jai, gol gol jai, gol, gol jai
- Taara dhima dhima aavo.....
- Ek jambu, Be jambu, tran jambu khadha.....
- Pata uper gaadi, dode doto kadhi....
- Jambubhai na khetarma.....
- Me ek biladi padi chhe.....
- Chakki ben chakki ben, mari saathe ramva.....

<http://www.youtube.com/watch?v=pPtF4nTsqH8>

Teaching Parts of the Body

- Mathu, Khabha, Gothun ane pug
- Gothun ane pug
- Naak ane kaan ane aankh ane modhu,
- Mathu.....
- Or
- Nani maari ankh.....

<http://www.youtube.com/watch?v=Bnr3gmOwzOY>



Gujarati Teaching Skills



Nursery



Reception



Infants

What Should be Taught?

For 4-5 year olds

- Simple rhymes, later use CDs
- Numbers 1-10
- Recognise instructions
- Family relations
- Common animals, pictures, colouring
- Common fruits
- Alphabet speaking and recognition, simple words formed using the letters
- Simple stories
- Team games


For 5-6 year olds

- Songs using CDs
- Written numbers 1-10
- Simple sums, worksheets on counting
- Parts of the body
- Alphabet writing and words, attention to the phonetic sounds
- Extended family
- Simple questions and answers
- Fruits, Vegetables, Animals, Days of the week (Oral)




**Recognising and naming
letters of the alphabet
and numbers orally**

₹





₹


http://www.youtube.com/watch?v=EsE0_mvXV2U











Family
set 1




DIWALI




Colours






Fruits

કાચબા





સસલું



§







ॐ





И



୩



୩୩

ੴ



ਨਮ

੨



੨੫

Gujarati numbers



ek



be



tranh



chaar



paanch



chha



saat



aath





nav




das






૧ ૨ ૩ ૪ ૫ ૬ ૭ ૮ ૯ ૧૦











२	२	२							
२									
२									










3	3								
3									
3									






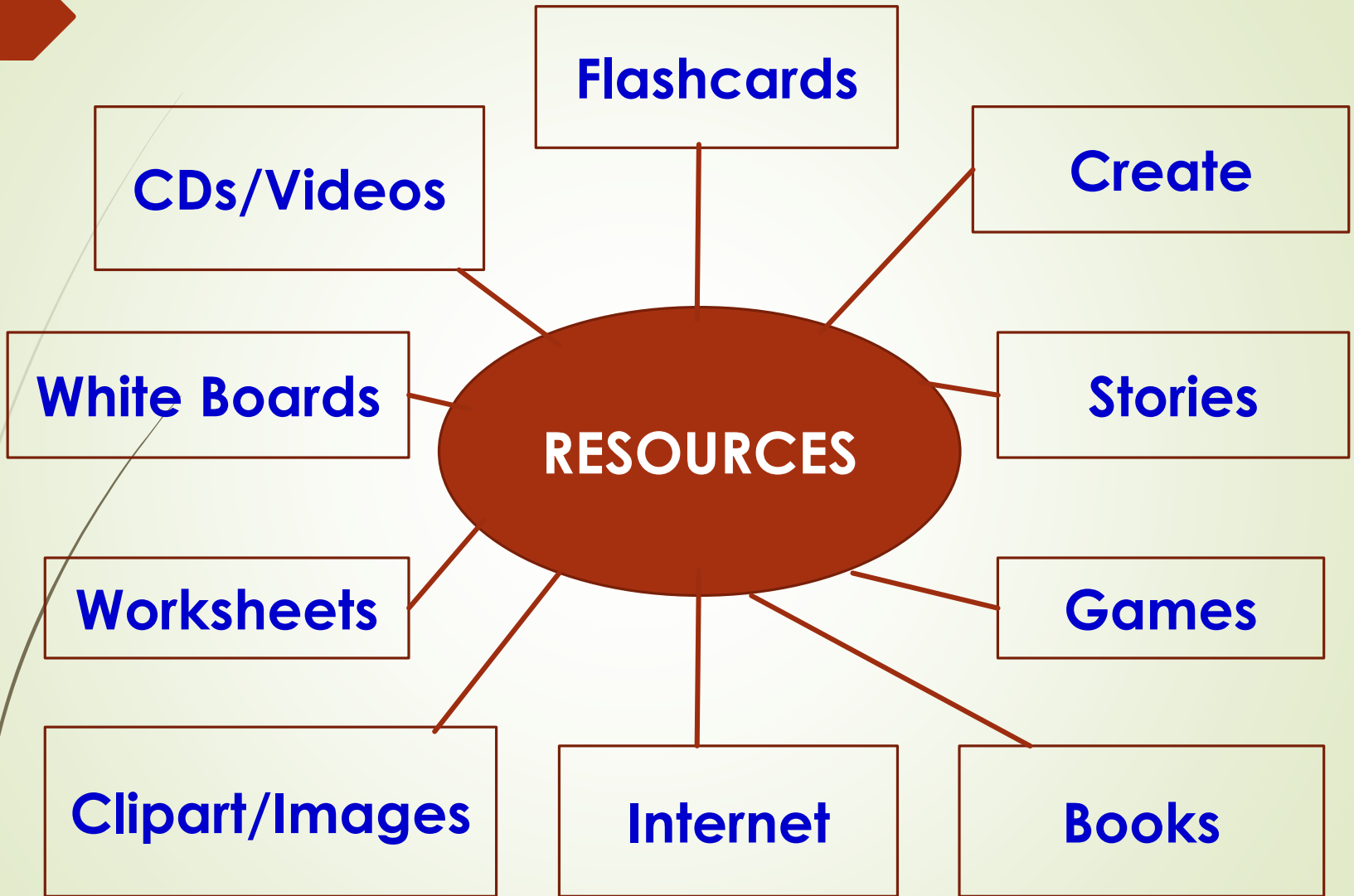
8	8									
8										
8										
8										






у	у								
у									
у									







Lesson Planning

- **Number of students**
 - **Helper**
 - **Age group**
 - **New words**
 - **Re-inforce**
 - **Variation**
 - **Different resources**
- 

Are the Resources Accurate and Precise?



**Successful early learning occurs
when both teachers and children
are actively engaged!**

